

Pretty Plastic Panels (First One)

# Product Data Sheet





building from waste

info@prettyplastic.nl  
www.prettyplastic.nl  
@we\_are\_prettyplastic

## **FIRST ONE PRODUCT SHEET**

March 2024

# PRODUCT SHEET

**PRODUCT NAME** FIRST ONE

## TECHNICAL DATA

HEIGHT	400mm
WIDTH	304mm
THICKNESS	29mm

NUMBER OF TILES PER M <sup>2</sup>	22.2
WEIGHT PER TILE	1.1kg
WEIGHT PER M <sup>2</sup>	24.4kg

MATERIAL	recycled Polyvinylchlorid (PVC)
----------	---------------------------------

FLAMMABILITY (EN 13501-1:2018)	B-s3,d0
--------------------------------	---------

PRODUCTION TOLERANCES	+/-2%
-----------------------	-------

## INSTALLATION

Pretty Plastic tiles should be attached to a wall with an underlying wooden structure composed of wooden slats (C18). These slats should have a minimum dimension of 24x48mm or 28x45mm, which are commonly available sizes in the EU.

Every tile needs a screw to be installed on the slat construction.

We recommend using SPAX Universal Screw 25/45x4mm or an equivalent product for this purpose.

Between tiles should be a space of 2mm.

## PROCESSING

Pretty Plastic can be cut or drilled without producing any splinters.

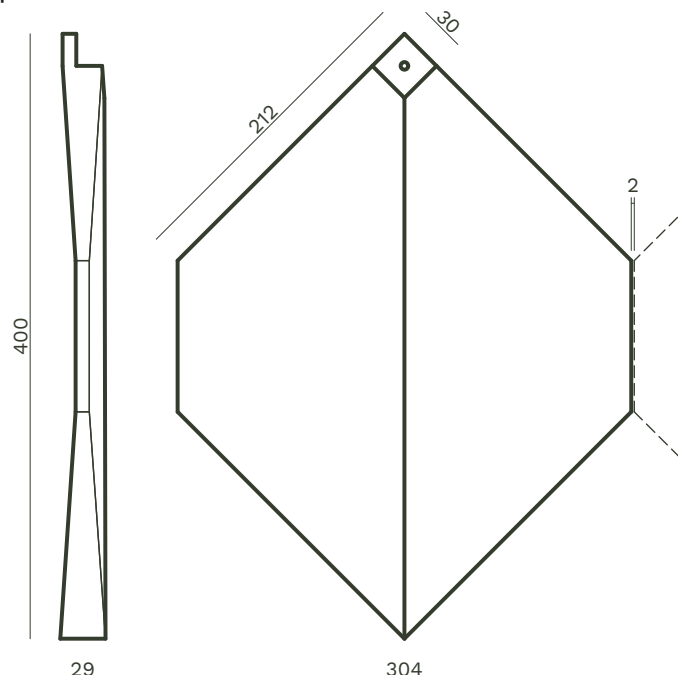
## COLOUR

Pretty Plastic is available in four different colours: ochre, terracotta, green, and grey, each offering three shades. Colours shown serve as representative examples to provide an initial impression. However, due to the inherent characteristics of

recycled materials, the delivered product may exhibit slight variations in colour and finish.


## MAINTENANCE

Pretty Plastic is maintenance-free and can be cleaned using mild household cleaning products.



# PRODUCT SHEET

PRODUCT NAME FIRST ONE



Pretty Plastic

building from waste

DARK

MEDIUM

LIGHT

GREY



b3



b2




b1

GREEN



g3



g2



g1

TERRACOTTA



t3



t2




t1

OCHRE



o3



o2



o1

240227 V1

# PRODUCT SHEET

**PRODUCT NAME** FIRST ONE

 **Pretty Plastic**  
building from waste

